

TECHNICAL DATA SHEET
FULL STUKKO TIXO

FEATURES

FULL STUKKO is formulated with combined synthetic resins. It is mainly used for gluing and filling all types of marbles and natural stones. It has strong adhesive properties, becomes hard and perfectly polishable after drying time.

The three versions available TIXO, SEMISOLID and LIQUID which facilitate application (see also the brand new semisolid soft) and fast drying properties (the high-speed version is available for the liquid density) quicken production lines.

The liquid and semisolid versions are perfect for normal applications whereas the tixo density is suitable for vertical applications.

TECHNICAL DATA	TIXO	LIQUID
Specific weight (MI 001)	1800 ± 100 g/l	1750 ± 50 g/l
V.O.C. (ASTM 2369)	58 ± 2 g/l	65 ± 2 g/l
Viscosity (MI 002)	1500 ± 100 Pas (T = 25 °C)	10 ± 2 Pas (T = 25 °C)
Thickness (MI 002)	1100 ± 100 Pas (T = 25 °C)	/
Color	Different colours are available (e.g. straw, white, black, jura, dark jura etc.)	

STORAGE



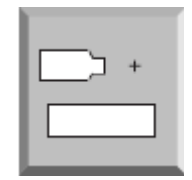
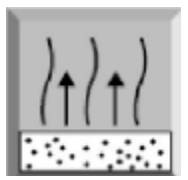
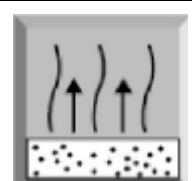
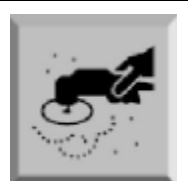
Keep the tins well sealed in a cool and ventilated place for a maximum of 12 months from date of production printed on the tin..

SAFETY RULES

Ensure work area is well-ventilated during application and until surface is dry. It is recommended the use of personal protective equipment during application. Read the safety sheet before application.

APPLICATION

- Make sure to thoroughly clean whatever surface areas you wish to bond together.
- Take from the tin the necessary amount of glue, using clean tools, and add 1 - 3 gr. of catalyst for 100 gr. of product;
- Stir the two components energetically;
- Apply the mastic on the surface to be treated, taking into account that the mastic can be polished after about thirty minutes Applying the mastic at temperatures over 25 ° C will reduce curing time, conversely, lower temperatures will extend curing time;
- Do not return the unused catalyzed glue in the tin in order to avoid the entire content of the same deteriorates;
- After use, close the tin in order to avoid hardening of the glue on contact with air.

APPLICATION	Spatula	GEL TIME (25°C)	2 – 6 min
			
HARDENER	dibenzoyl peroxide 1 – 3 %	DRY TO TOUCH (25 °C)	5 - 20 min
			
COMPLETE CURING (25°C)	>20 min	POLISHABLE (25 °C)	After 30 min
			

ADDITIONAL INFORMATION
CATALYSIS (1 – 3 % of dibenzoyl peroxide) MI 003

TYPE OF MASTIC	COLORS	VERSIONS	GEL TIME (min)	EXOTHERMIC PEAK	
				TIME (min)	T (°C)
TIXO	Different colors are available	Normal	4-6	10 - 13	80 - 90
LIQUID	Straw	High speed	2	5	80 - 90

This information corresponds to our actual knowledge. Nevertheless, as product use conditions are out of our control, we can't take responsibilities of incorrect use consequences. We recommend doing a previous test with the product, where it wants to be applied, to evaluate the results. Klindex S.R.L. reserves the right to modify, without notice, characteristics, models and prices.